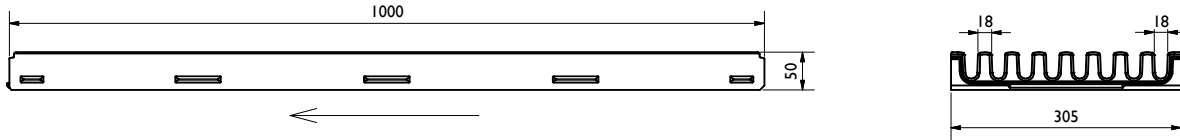
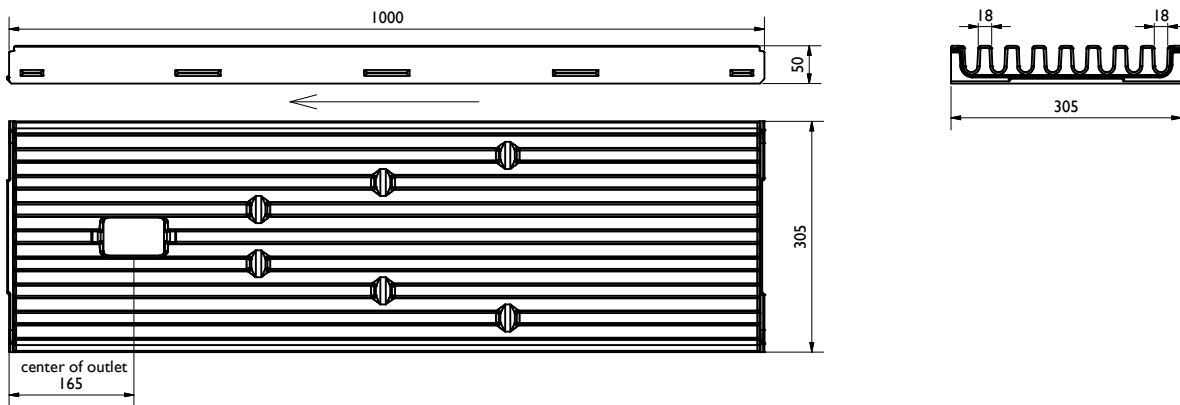


Rinnen/Channel:

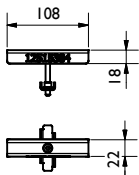
FILCOTEN parkline 300 BH50  
BG code: 12530000; 25,3kg




FILCOTEN parkline 300 BH50 mit Ablauf / parkline 300 BH50 with outlet  
BG code: 12530070; 25kg



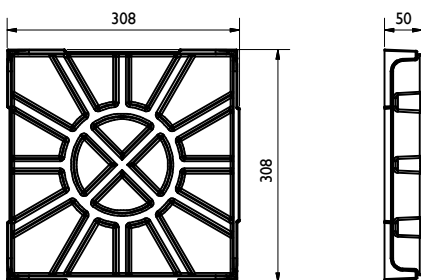
Ablaufabdeckung / Outlet cover:  
BG code: E 12515384; 0,1kg



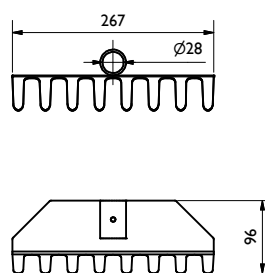
Stirn-/ Endplatte / End cap:  
BG code: E 12530386; 0,1kg



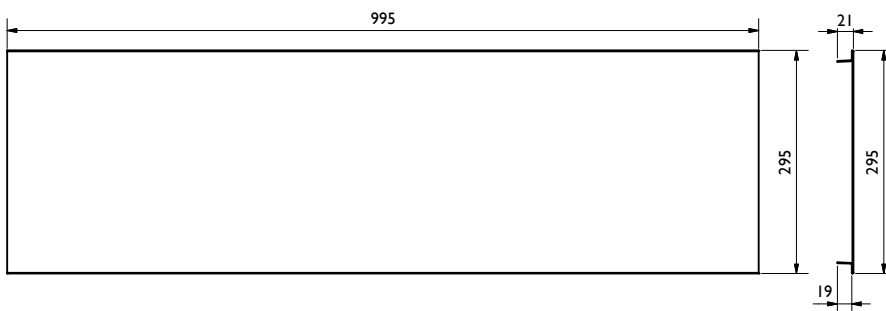
Kreuzungs-Eckelement / Crossing-corner element:  
BG code: 12530080; 7,6kg



Reinigungsrechen / Cleaning rake:  
BG code: E 12530390; 0,5kg



Bauzeitabdeckung / Construction time barrier:  
BG code: V 12530291; 2,8kg



Legende / explanation:	
FCT:	FILCOTEN
E:	Edelstahl / stainless steel
V:	verzinkter Stahl / galvanized steel
G:	Gußeisen / ductil iron
H:	Holz / wood